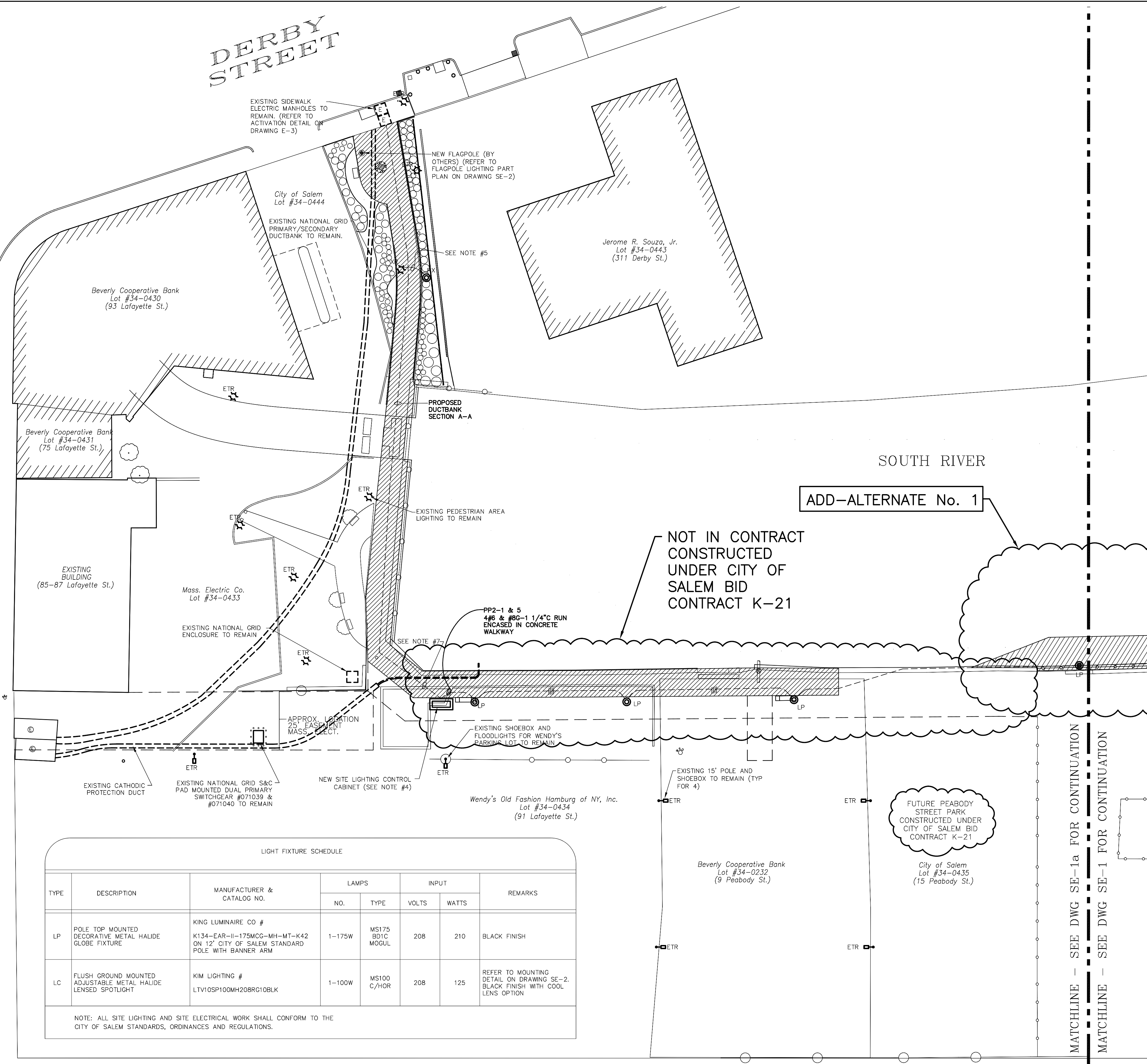


LAFAYETTE STREET

DERBY STREET



ADD-ALTERNATE No. 1

NOT IN CONTRACT
CONSTRUCTED
UNDER CITY OF
SALEM BID
CONTRACT K-21

LIGHT FIXTURE SCHEDULE							
TYPE	DESCRIPTION	MANUFACTURER & CATALOG NO.	LAMPS		INPUT		REMARKS
			NO.	TYPE	VOLTS	WATTS	
LP	POLE TOP MOUNTED DECORATIVE METAL HALIDE GLOBE FIXTURE	KING LUMINAIRE CO # K134-EAR-II-175MCG-MH-MT-K42 ON 12' CITY OF SALEM STANDARD POLE WITH BANNER ARM	1-175W	MS175 BD1C MOGUL	208	210	BLACK FINISH
LC	FLUSH GROUND MOUNTED ADJUSTABLE METAL HALIDE LENSED SPOTLIGHT	KIM LIGHTING # LTV10SP100MH208RG10BLK	1-100W	MS100 C/HOR	208	125	REFER TO MOUNTING DETAIL ON DRAWING SE-2. BLACK FINISH WITH COOL LENS OPTION

NOTE: ALL SITE LIGHTING AND SITE ELECTRICAL WORK SHALL CONFORM TO THE CITY OF SALEM STANDARDS, ORDINANCES AND REGULATIONS.

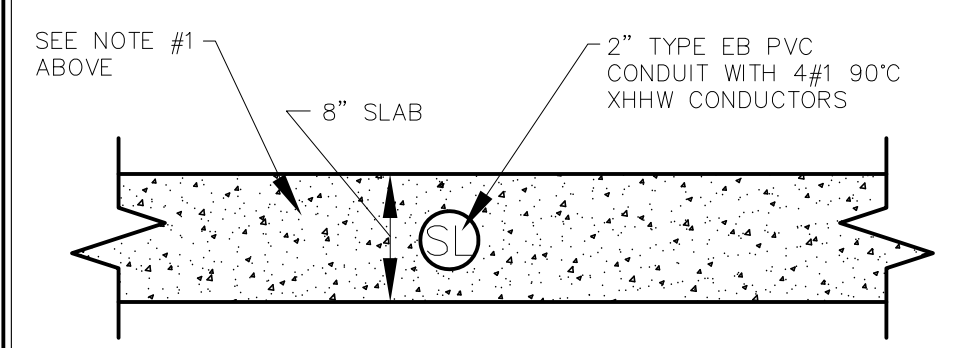
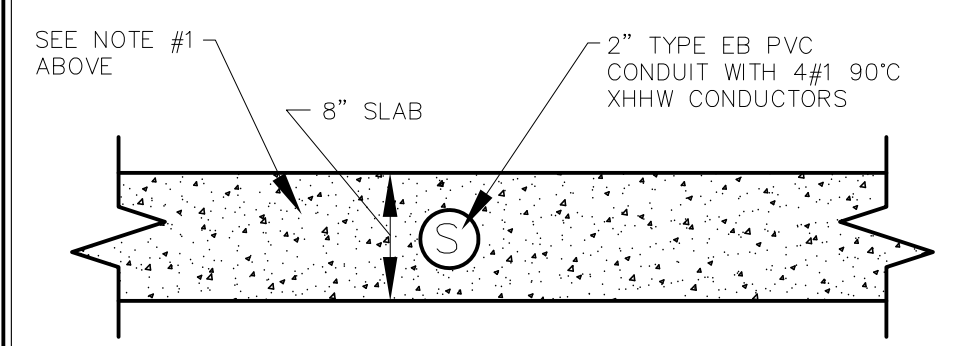
PEABODY STREET

SITE ELECTRICAL PLAN NOTES

1. CONDUIT SWEEPS RISING INTO LOAD CENTER CABINET PADS, UTILITY POLE RISERS, ETC. SHALL BE GALVANIZED STEEL CONDUIT & SHALL BE A MINIMUM OF 36" BEND.
2. THE LOAD CENTER CABINET PAD SHALL BE CONSTRUCTED BY THE GENERAL CONTRACTOR. THE GROUNDING GRID SHALL BE PROVIDED BY THE ELECTRICAL CONTRACTOR.
3. ALL SECONDARY CONDUCTORS & SECONDARY LUGS SHALL BE PROVIDED BY THE ELECTRICAL CONTRACTOR. FINAL CONNECTION OF SECONDARY CABLES SHALL BE PERFORMED BY NATIONAL GRID.
4. EACH ITEM REFERRED TO THIS NOTE IS A PAD MOUNTED LOAD CENTER CABINET PROVIDED BY THE ELECTRICAL CONTRACTOR. REFER TO LOAD CENTER CABINET DETAILS ON DRAWING SE-3 FOR WORK REQUIRED BY THE GENERAL AND ELECTRICAL CONTRACTORS.
5. EACH ITEM REFERRED TO THIS NOTE IS AN EXISTING "TYPE LP" POLE MOUNTED LUMINAIRE TO BE RELOCATED (ALONG WITH ITS ASSOCIATED BRANCH CIRCUITRY) TO THE LOCATION INDICATED ON THE PLAN. THE GENERAL CONTRACTOR SHALL CONSTRUCT A NEW POLE BASE AS PER THE TYPICAL DETAIL ON DRAWING SE-2.
6. ALL EMPTY CONDUITS SHALL BE PROVIDED WITH A NYLON PULL WIRE FOR THEIR ENTIRE LENGTH.
7. EXTEND SECONDARY CONDUITS AND CONDUCTORS UP TO LOAD CENTER CABINET MAIN SWITCH AND CONNECT TO TERMINALS.
8. EXTEND 1 1/4" CONDUIT INTO LOAD CENTER CABINET. STUB CONDUIT UP 6" ABOVE TOP OF PAD, CAP AND SEAL.

UNDERGROUND CONDUIT BANK DETAILS

- NOTES:
1. CONCRETE ENCASUREMENT OF UNDERGROUND DUCT BANKS SHALL BE PROVIDED BY THE SITE OR GENERAL CONTRACTOR IN ACCORDANCE WITH LOCAL UTILITY COMPANY STANDARDS.
 2. ALL SCHEDULE 40 PVC RACEWAYS UTILIZED SHALL BE UL LISTED ELECTRICAL CONDUITS.



MATCHLINE - SEE DWG SE-1a FOR CONTINUATION
MATCHLINE - SEE DWG SE-1 FOR CONTINUATION

Engineered Building Systems, Inc.
Consulting Engineers
22 MANCHESTER ROAD, SUITE 8A
DERRY, NH 03098
TEL: (603) 870-9099 FAX: (603) 432-4255
E-Mail: ebs@ebsnh.net

SITE ELECTRICAL PLAN

SALEM HARBORWALK
DERBY STREET TO CONGRESS STREET
SALEM, MASSACHUSETTS

Vine ASSOCIATES, INC.
372 MERRIMAC STREET NEWBURYPORT, MA 01950
190 OLD DERBY STREET HINGHAM, MA 02043
18 BEACH STREET MONUMENT BEACH, MA 02553
Tel: (978)465-1428 Fax: (978)465-2640
Tel: (781)749-2550 Fax: (781)749-2751
Tel: (508)743-0390 Fax: (508)743-0391

DES. MTT	CHK. RFG	DR. BL	VAI FILE NO. 25035
SCALE 1"=20'	APP'D RFG	DATE MAY 2009	SE-1