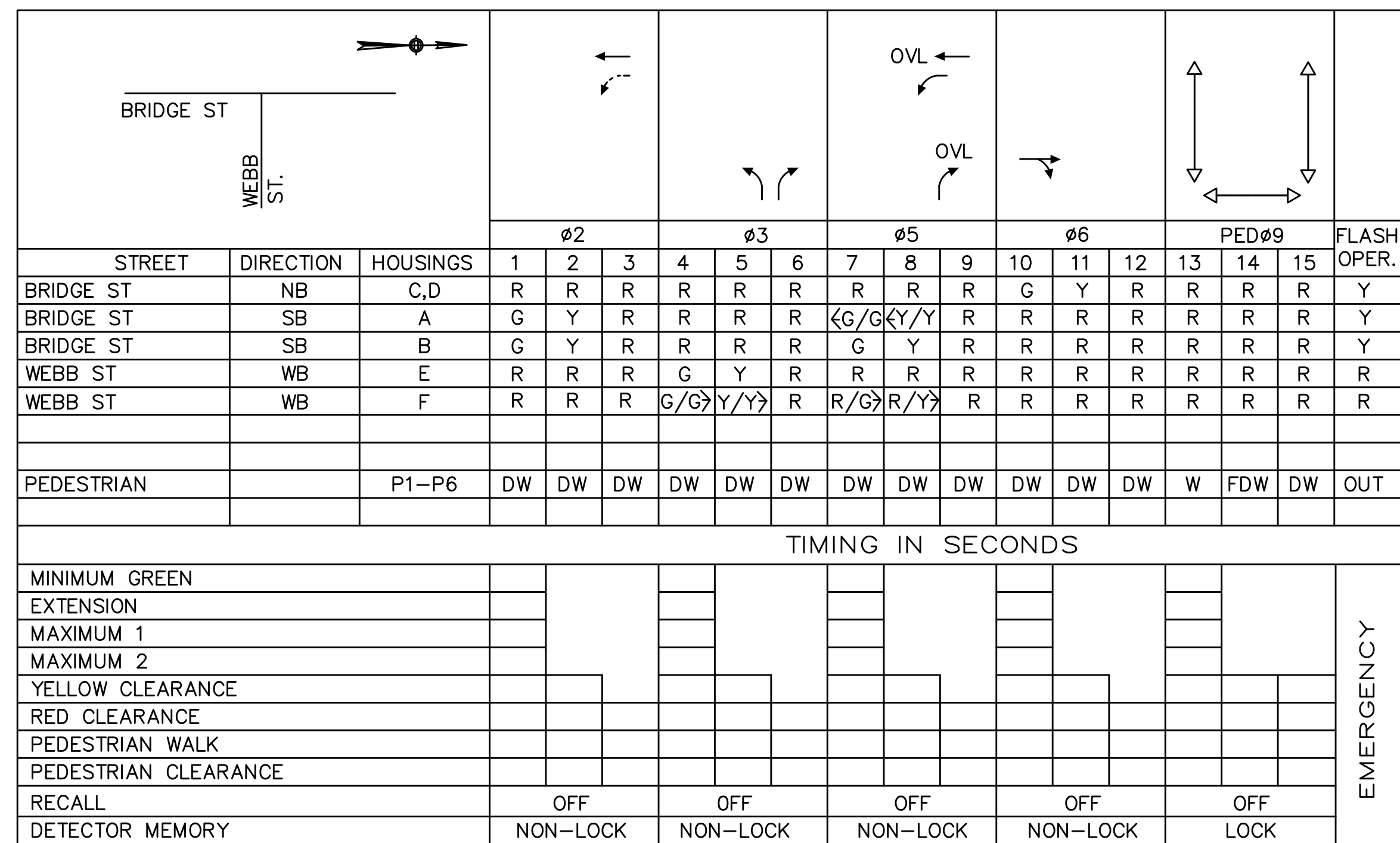


**TRAFFIC PLAN**

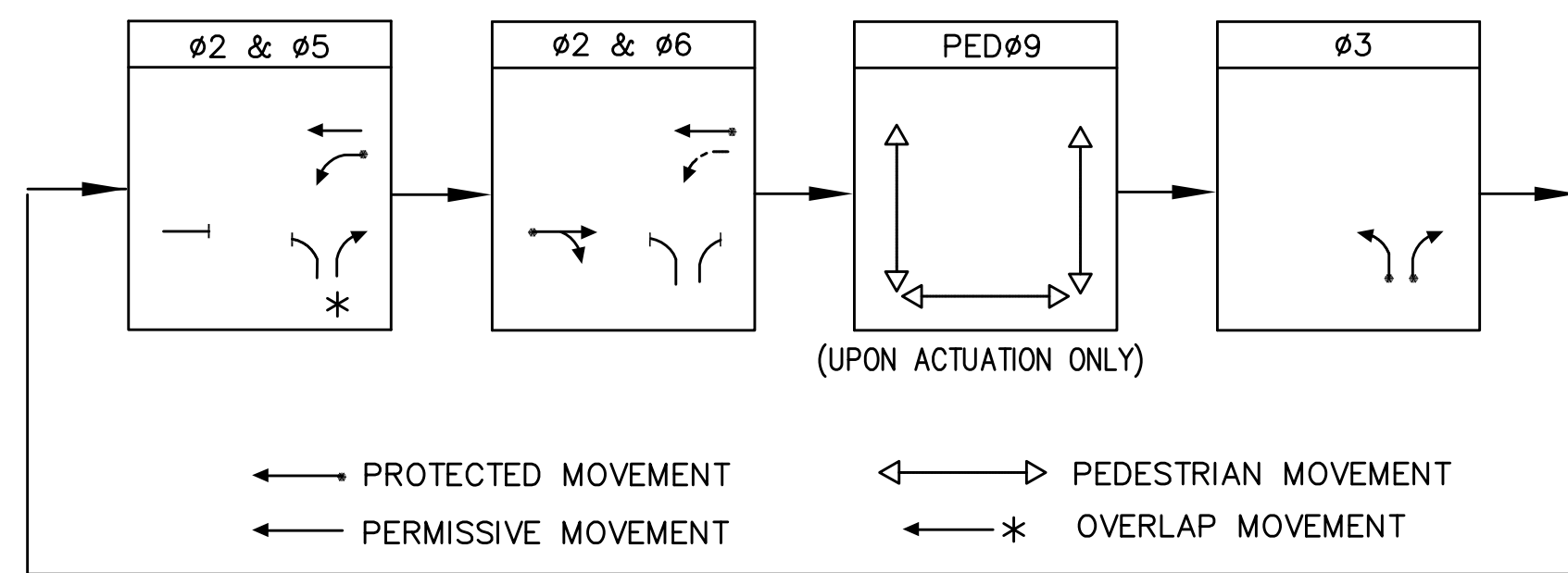
**SIGNAL PHASING AND TIMING CHART – FULLY ACTUATED**



MAJOR ITEMS REQUIRED	
QUANTITY	DESCRIPTION
1	TS2 CONTROLLER TYPE 1 (BASE MOUNTED) WITH CEMENT CONC. FOUNDATION AND PAD
1	POWER SERVICE CONNECTION (OVERHEAD)
2	MAST ARM WITH FOUNDATION – 7.62m
2	SIGNAL HEAD 1-WAY, 5 SECTION – LED TYPE
4	SIGNAL HEAD 1-WAY, 3 SECTION – LED TYPE
2	SIGNAL POST AND BASE WITH FOUNDATION – 2.4m
1	SIGNAL POST AND BASE WITH FOUNDATION – 3.05m
6	PEDESTRIAN SIGNAL HEAD – LED TYPE
5	ONE PIECE PEDESTRIAN PUSH BUTTON ASSEMBLY (MHD STANDARD)
3	VIDEO CAMERAS AND PROCESSORS FOR DETECTION
-	PULL BOX (300mm X 300mm)
1	SERVICE CONNECTION

PLUS ALL MISCELLANEOUS EQUIPMENT AND MATERIAL NECESSARY TO PROVIDE A COMPLETE OPERATING TRAFFIC CONTROL SIGNAL.

**PREFERENTIAL PHASE SEQUENCE**



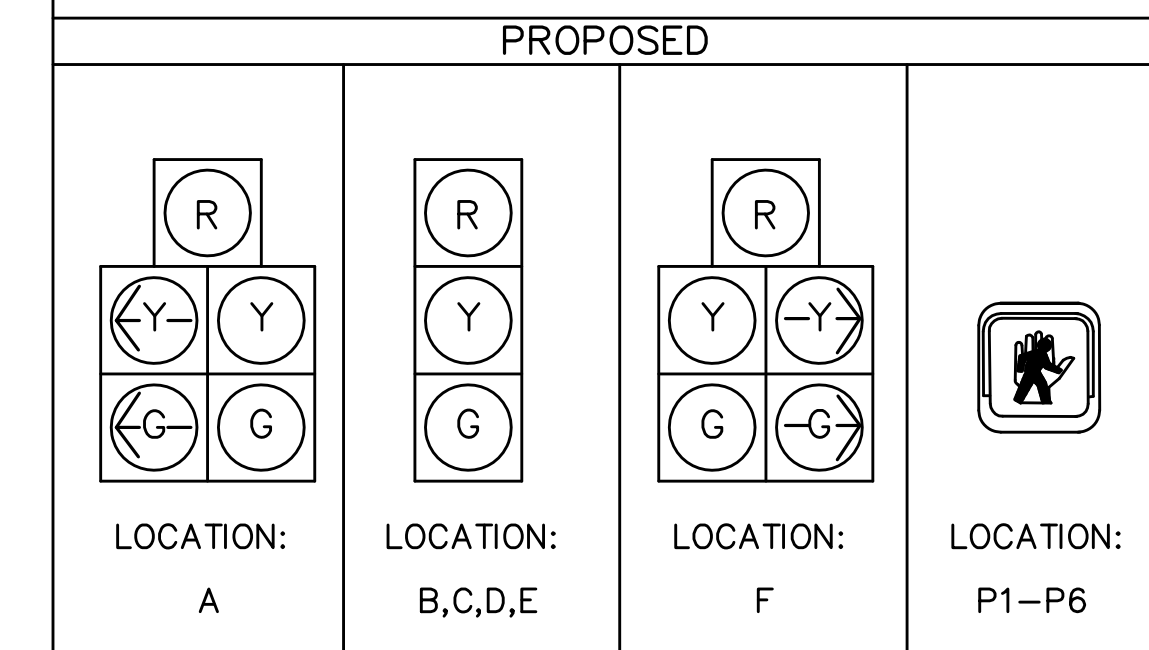
**TRAFFIC SIGNAL NOTES:**

1. IF THE ASSIGNED RIGHT OF WAY FOR ANY TRAFFIC MOVEMENT IS TO REMAIN IN EFFECT DURING THE NEXT CALLED PHASE, THE SIGNAL INDICATIONS FOR THAT TRAFFIC MOVEMENT WILL NOT CHANGE DURING THE CLEARANCE INTERVAL.
2. IF THE ASSIGNED RIGHT OF WAY FOR ANY TRAFFIC MOVEMENT IS TO CHANGE DURING THE NEXT CALLED PHASE, THE SIGNAL INDICATIONS FOR THAT TRAFFIC MOVEMENT WILL DISPLAY THE APPROPRIATE CLEARANCE INTERVALS.
3. THE SIGNAL SHALL PROVIDE STOP AND GO OPERATION 24 HOURS A DAY. FLASHING OPERATION SHALL BE FOR EMERGENCY ONLY.
4. EXCLUSIVE PEDESTRIAN PHASE IS TO BE ACTIVATED BY PEDESTRIAN PUSHBUTTON ONLY.

**LOOP DETECTOR DATA**

DETECTOR NO.	NO. SECTION / SIZE	NO. OF TURNS	MODE OF OPERATION	CALL DELAY	CALL EXTENSION	CALL PHASE	SPLICE PATTERN
1	TO BE DETERMINED IN THE FIELD	VIDEO	PRESENCE	0	0	05	-
2	TO BE DETERMINED IN THE FIELD	VIDEO	PRESENCE	0	0	02	-
3	TO BE DETERMINED IN THE FIELD	VIDEO	PRESENCE	0	0	06	-
4	TO BE DETERMINED IN THE FIELD	VIDEO	PRESENCE	0	0	03	-
5	TO BE DETERMINED IN THE FIELD	VIDEO	PRESENCE	0	0	03	-

**SIGNAL HEAD DATA**



**NOTES:**

- 1.) ALL SIGNAL HEADS SHALL BE FIXED MOUNTED.
- 2.) ALL SIGNAL HEADS SHALL HAVE TUNNEL VISORS AND LOUVERED BACK PLATES.
- 3.) ALL SIGNAL LENSES SHALL BE 12" DIA.
- 4.) ALL SIGNALS SHALL BE LED TYPE.