Attachment E: Existing Drawings

The existing drawings are from 1971, from the architecture firm of Robert Charles Engineering Associates. A PDF of the drawings is attached, however there is a very large electronic file that will be made available to the selected designers. In addition, there will be large copies of the drawings available for review at the pre-proposal conference.

FOREST RIVER PARK
SALEM, MASSACHUSETTS

BOR PROJECT NO. 25-00058

SWIMMING POOL

MAYOR—
Samuel E. Zoll

BOARD OF PARK COMMISSIONERS
Roland F. Brophy—Chr.
John D. Ahern Jr.
Emilio J. Belleau
John J. Manning
Joseph Wineapple

James L. Foley — Supt.

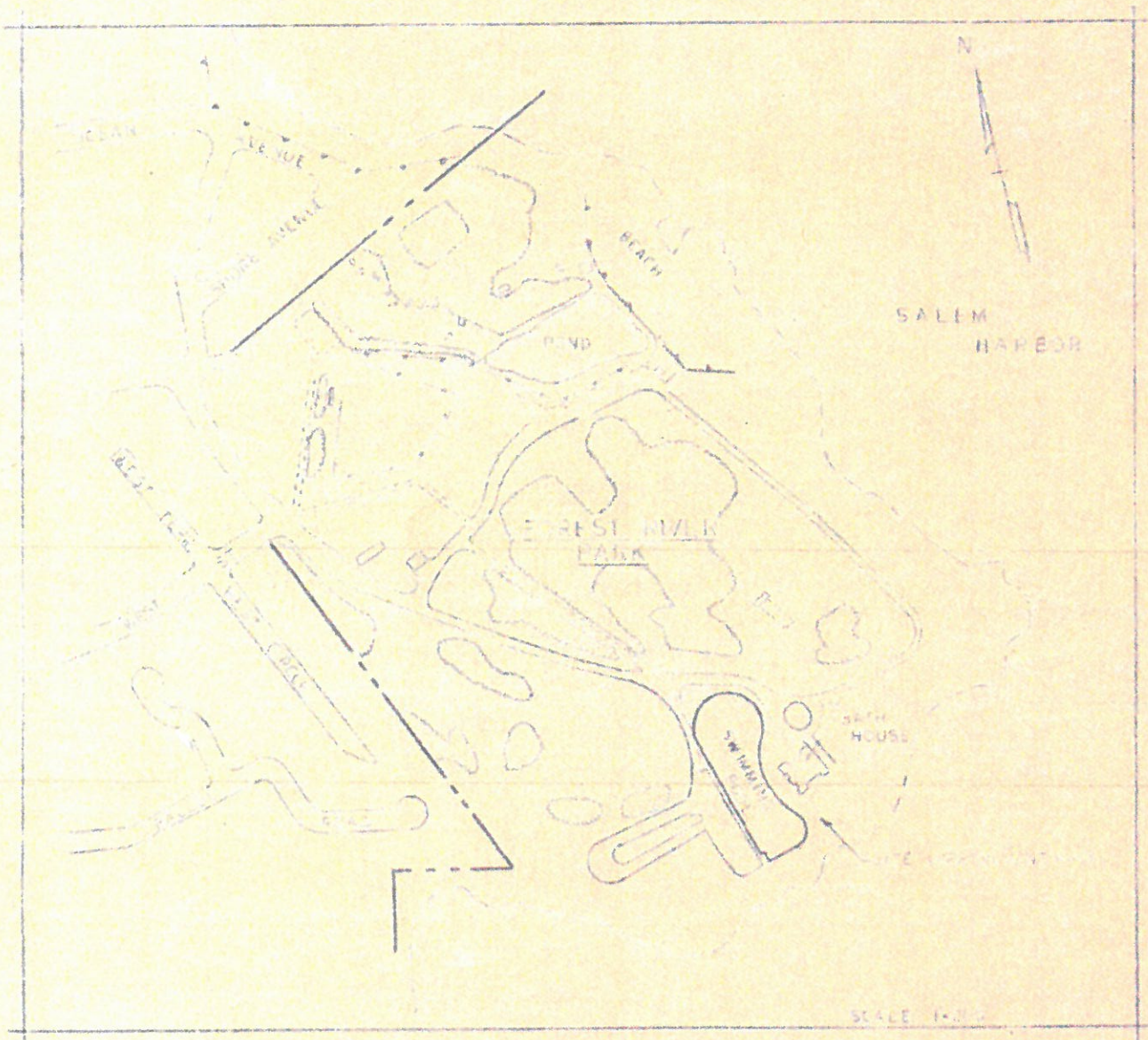

FOREST RIVER PARK

INDEX OF DRAWINGS

1. SWIMMING POOL SITE PLAN EXISTING POOL FACILITIES
2. PLAN SECTIONS
3. POOL PROFILE & PUMP CHAMBER
4. SWIMMING POOL SITE PLAN DRAINAGE FACILITIES
5. EXISTING BATH HOUSE REVISIONS

S-1. PLAN SECTION & PUMP CHAMBER PLAN
S-2. SECTIONS & DETAILS
E-1. ELECTRICAL PLAN SWIMMING POOL

ROBERT CHARLES ENGINEERING ASSOCIATES INC.
BOSTON, MASSACHUSETTS
FEBRUARY 1971

4

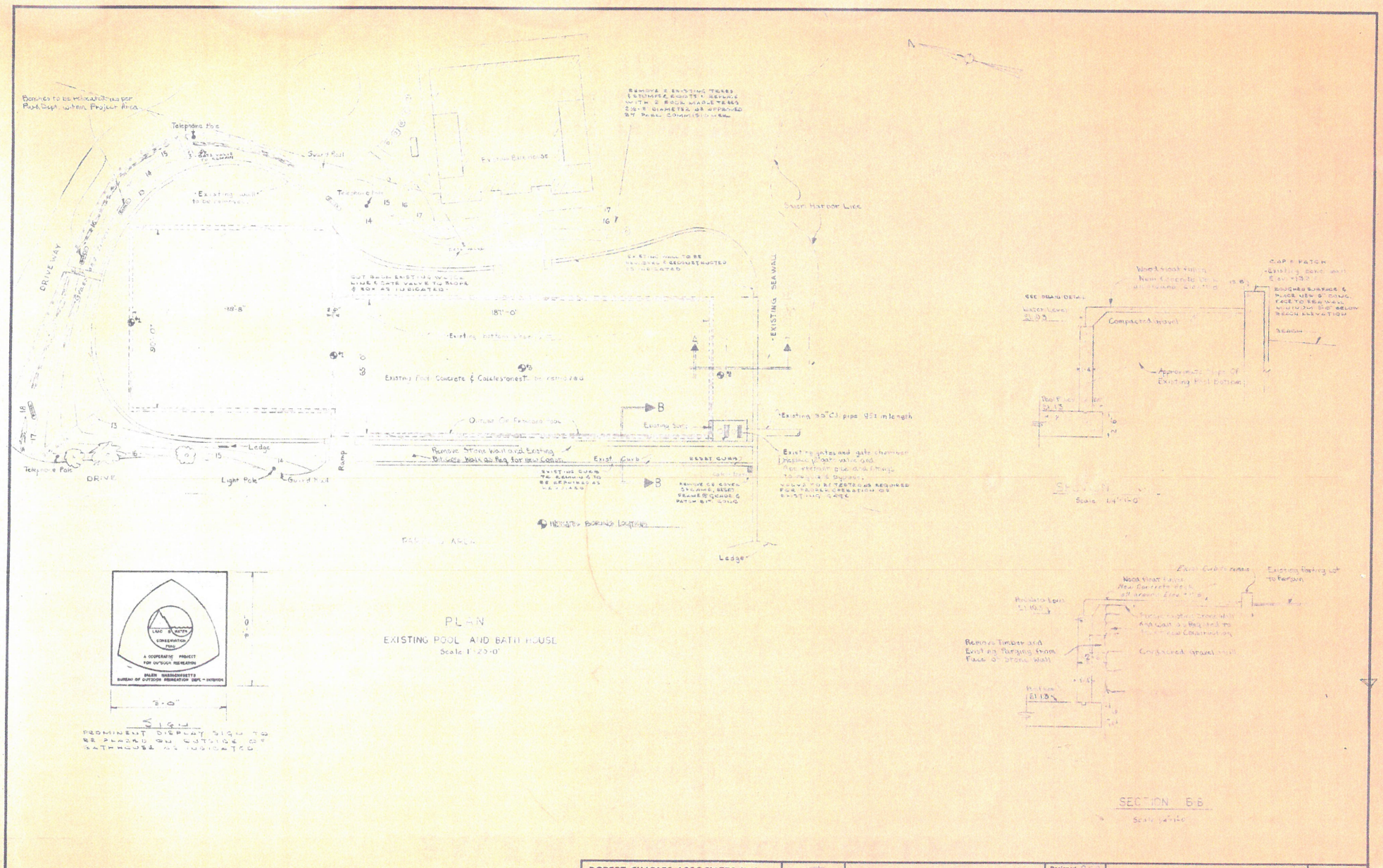

ROBERT CHARLES ASSOCIATES INC. **ARCHITECTS AND ENGINEERS** 35 SARATOGA STREET EAST BOSTON, MASSACHUSETTS 02128	SWIMMING POOL SITE PLAN EXISTING POOL & FACILITIES	Designed RCA Drawn Checked Approved Scale as shown Date	FOREST RIVER PARK SALEM, MASS.	DRAWING NO.

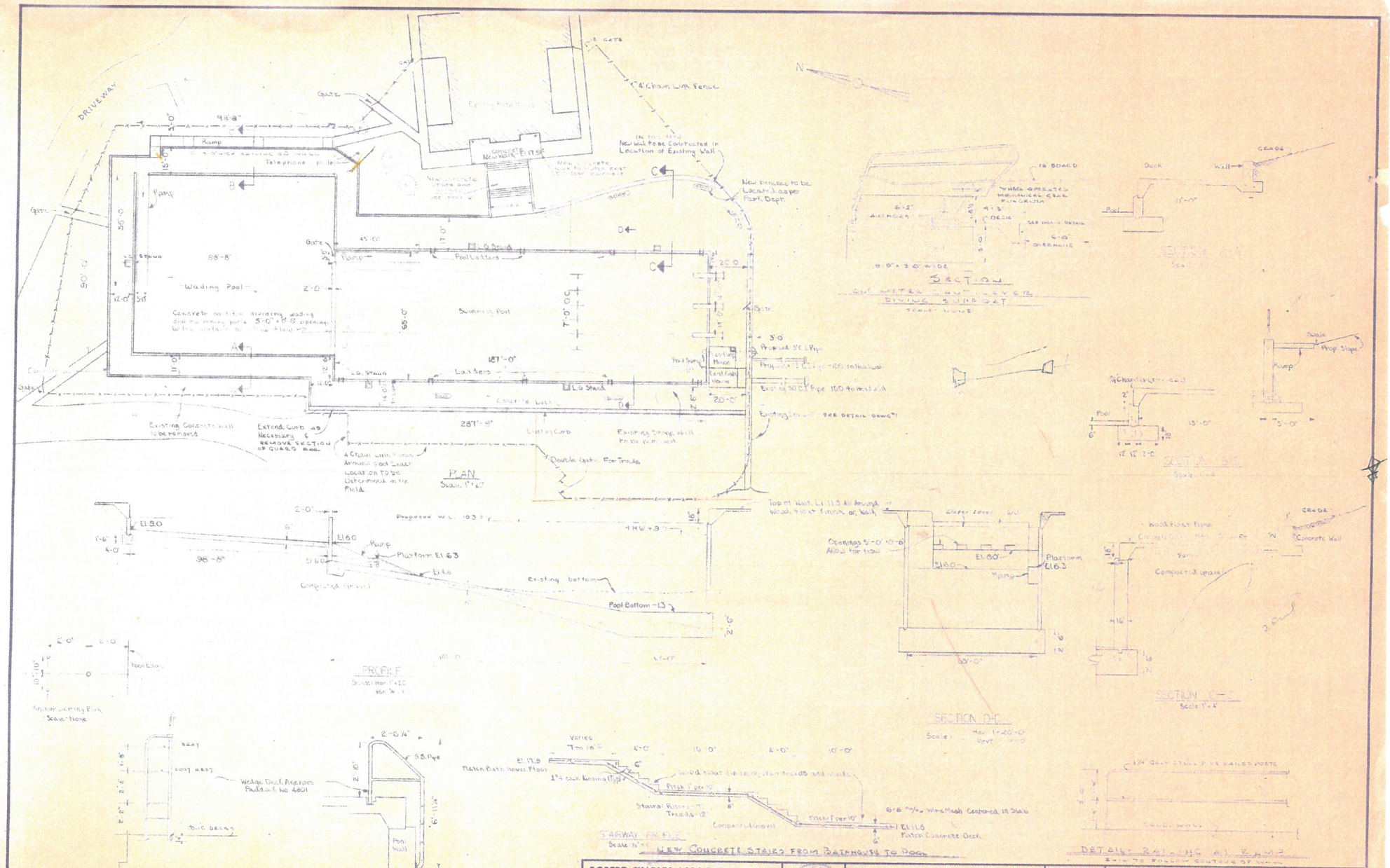
PLAN
Scale 1"=20'
Wading Pool
Swimming Pool
Pool Ladders
Ladders
Concrete Deck
Existing Concrete Wall to be removed
Extend Curb as necessary & remove section of guard rail
4' Chain Link Fence Around Pool Equipment Location to be determined in the field
Double Gate For Trucks
Existing Stone Wall to be removed
New Wall to be Constructed in Location of Existing Wall
New Fences to be Location as per Park Dept.
Existing Bathhouse
Telephone pole
Driveway
Ramp
Gate
L.G. Stand
Proposed 3" C.I. Pipe
Existing Curb
SECTION
Gate Valve
Water Level
Wood Hand Rail
Concrete Wall
Compacted Gravel
Pool Bottom -1.3
Existing bottom
Proposed W.L. 103.5
Platform El 6.3
Ramp
PROFILE
Scale: Hor 1"=20' Vert 1"=1'
Anchor Lifeline Post
Scale: None
Wedge Deck Anchors Paul Co. No. 4801
LIFE GUARD STAND
Scale: None
POOL LADDER
Scale: None
STAIRWAY PROFILE
Scale 1/4"=1'
NEW CONCRETE STAIRS FROM BATHHOUSE TO POOL
Wire Mesh Centered in Slab
Poured Concrete Deck
SECTION A-A
SECTION B-B
SECTION C-C
SECTION D-D
DETAIL: RAILING AT RAMP
ROBERT CHARLES ASSOCIATES INC.
ARCHITECTS AND ENGINEERS
35 SARATOGA STREET
EAST BOSTON, MASSACHUSETTS 02128
PLAN & SECTIONS
Designed RCA
Drawn
Checked
Approved
Scale
Date
FOREST RIVER PARK
SALEM, MASS.
DRAWING NO.
2

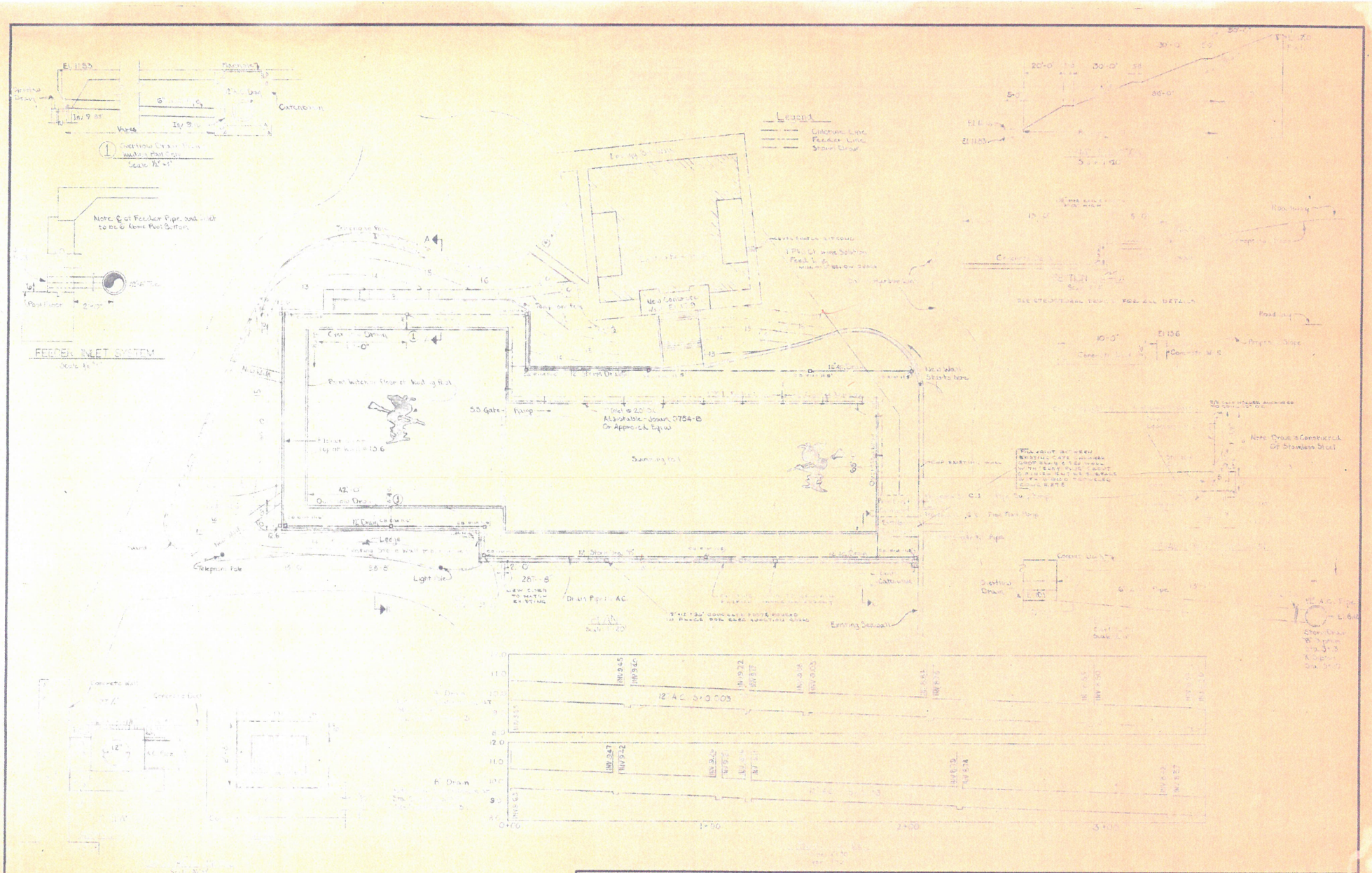

ROBERT CHARLES ASSOCIATES INC.
ARCHITECTS AND ENGINEERS
35 SARATOGA STREET
EAST BOSTON, MASSACHUSETTS 02128

Designed	
Drawn	
Checked	
Approved	
Scale	
Date	

DRAWING NO.

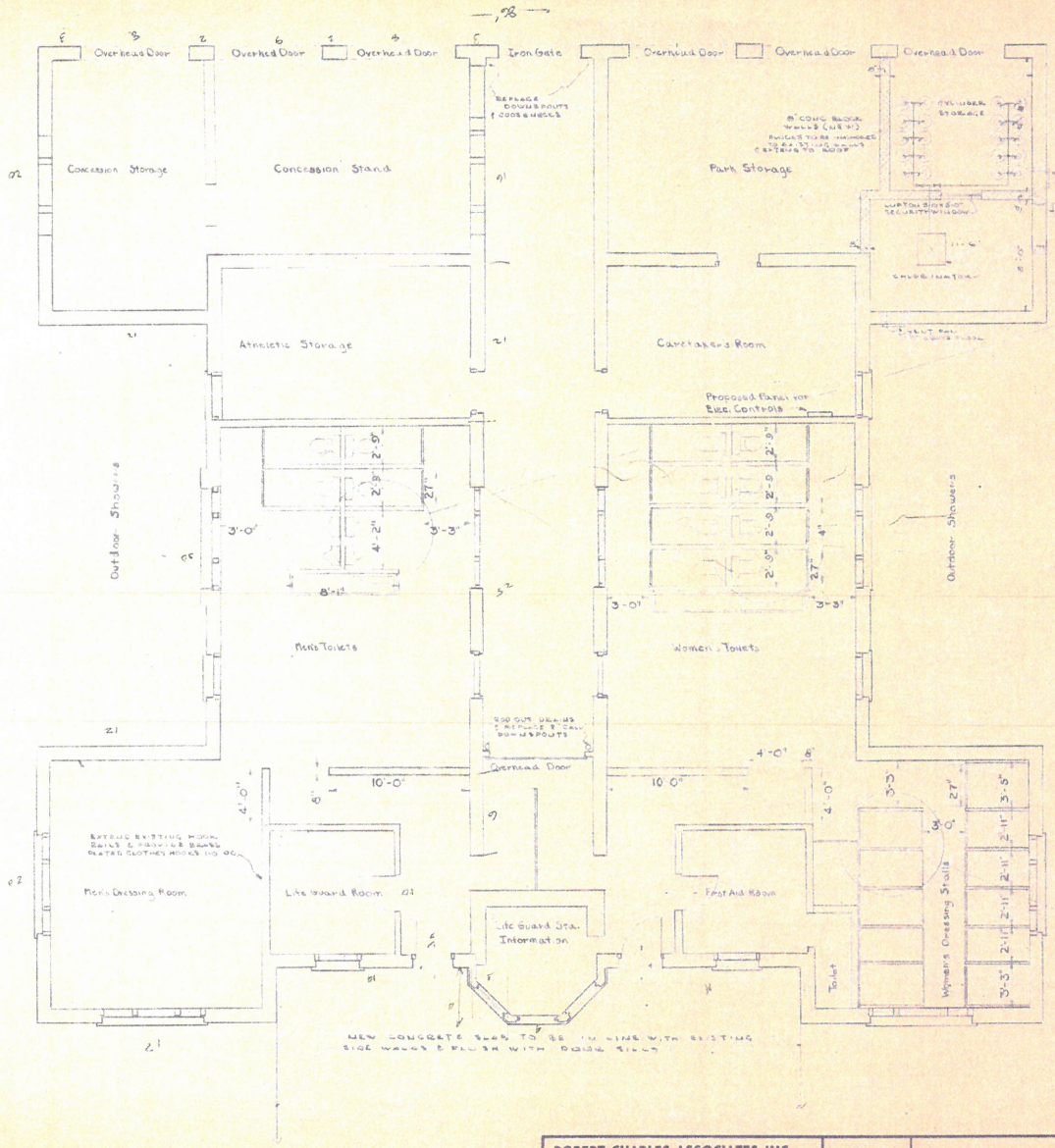

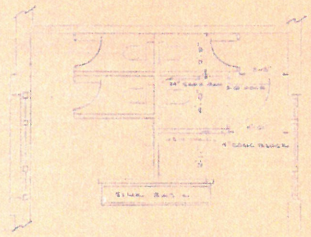

REVISION MEN'S TOILET

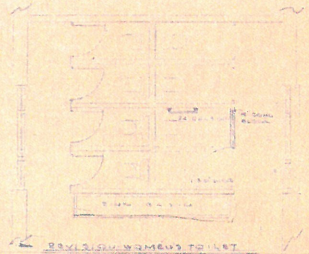

REVISION WOMEN'S TOILET



REVISION WOMEN'S DRESSING STALLS

NOTE:

SCRAPE, CLEAN & REPAINT INTERIOR WALLS, CEILINGS & PARTITIONS IN BATH HOUSE. IN ACCORDANCE WITH SPECIFICATIONS, COLORS AS SELECTED BY OWNER.
REVISIONS INDICATE NEW TOILET STALL LAYOUT SHOWN SEPARATELY.
DOTTED LINES INDICATE PARTITIONS TO BE REMOVED.
CROSS HATCHING INDICATES NEW PARTITIONS.
FLOORS UNDER REMOVED PARTITIONS SHALL BE REPAIRED AS NECESSARY.
GRAB BARS SHALL SUPPORT WEIGHT PULL OF 250 LB.
VENT FANS FOR CHLORINE ROOMS SHALL BE REUL-DOMEX MODEL WXT-79 WITH BACK DRAFT DAMPER. 1/12 HP MOTOR, 375 CFM @ .125 SP - 1140 RPM WITH TWO SPEED OF 891 & 1140 RPM, OR APPROVED EQUAL.
CONCRETE MASONRY UNITS SHALL CONFORM TO ASTM C90 SPECIFICATION, GRADE A, LOAD BEARING OF 8x16" FACE SIZE.

ROBERT CHARLES ASSOCIATES INC. **ARCHITECTS AND ENGINEERS** 35 SARATOGA STREET EAST BOSTON, MASSACHUSETTS 02128		EXISTING BATH HOUSE & REVISIONS	Designed Drawn C.S.H. Checked Approved Scale Date	FOREST RIVER PARK SALEM, MASS.	DRAWING NO. 5

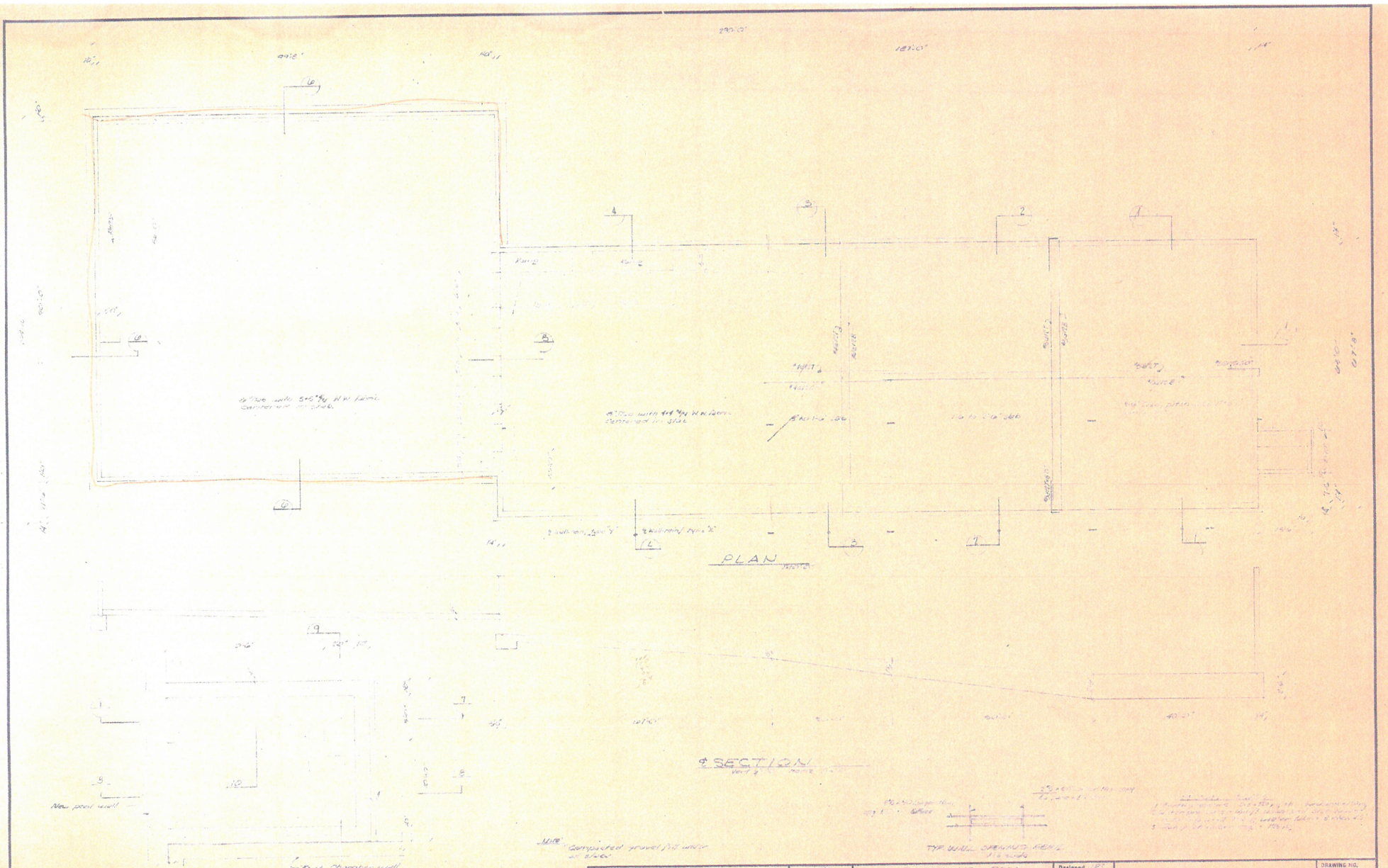

ROBERT CHARLES ASSOCIATES INC.
ARCHITECTS AND ENGINEERS
35 SARATOGA STREET
EAST BOSTON, MASSACHUSETTS 02128

SWIMMING POOL
FOREST RIVER PARK
SALEM, MASS.

Designed
Drawn
Checked
Approved
Scale
Date

PLAN, SECTION & PUMP CHAMBER PLAN

DRAWING NO. S-1

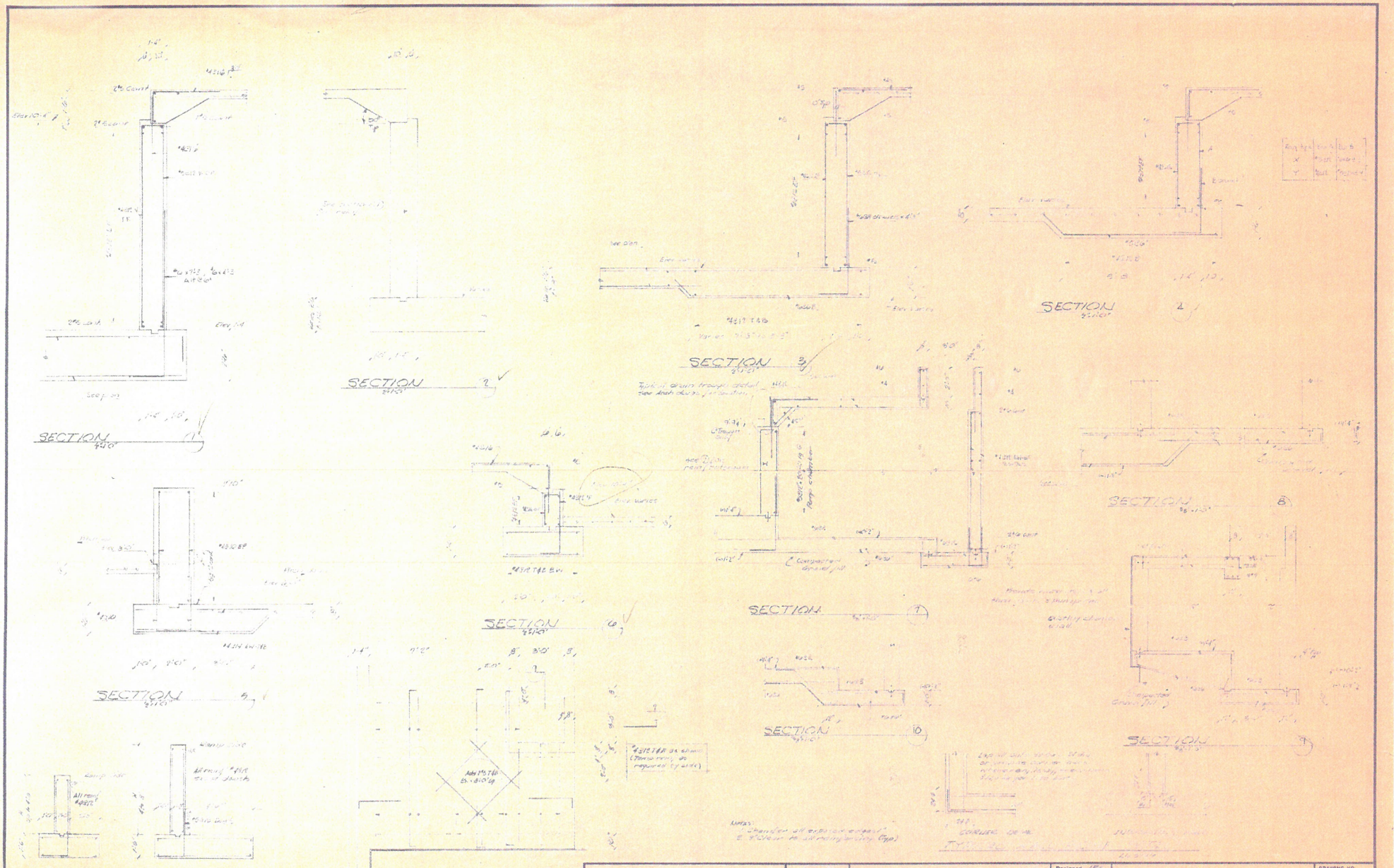

ROBERT CHARLES ASSOCIATES INC.
ARCHITECTS AND ENGINEERS
35 SARATOGA STREET
EAST BOSTON, MASSACHUSETTS 02128

SWIMMING POOL
FOREST RIVER PARK
SALEM, MASS

Designed	JRS
Drawn	
Checked	
Approved	
Scale	
Date	2-26-71

SECTIONS & DETAILS

DRAWING NO. S2

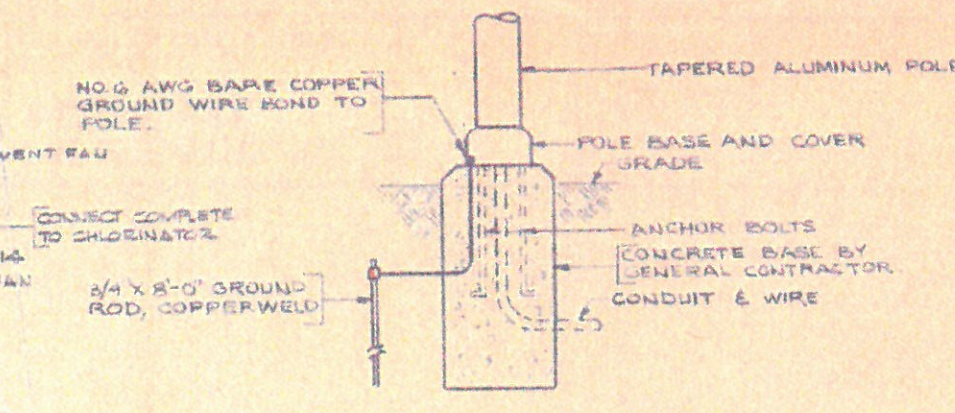

POLE BASE DETAIL

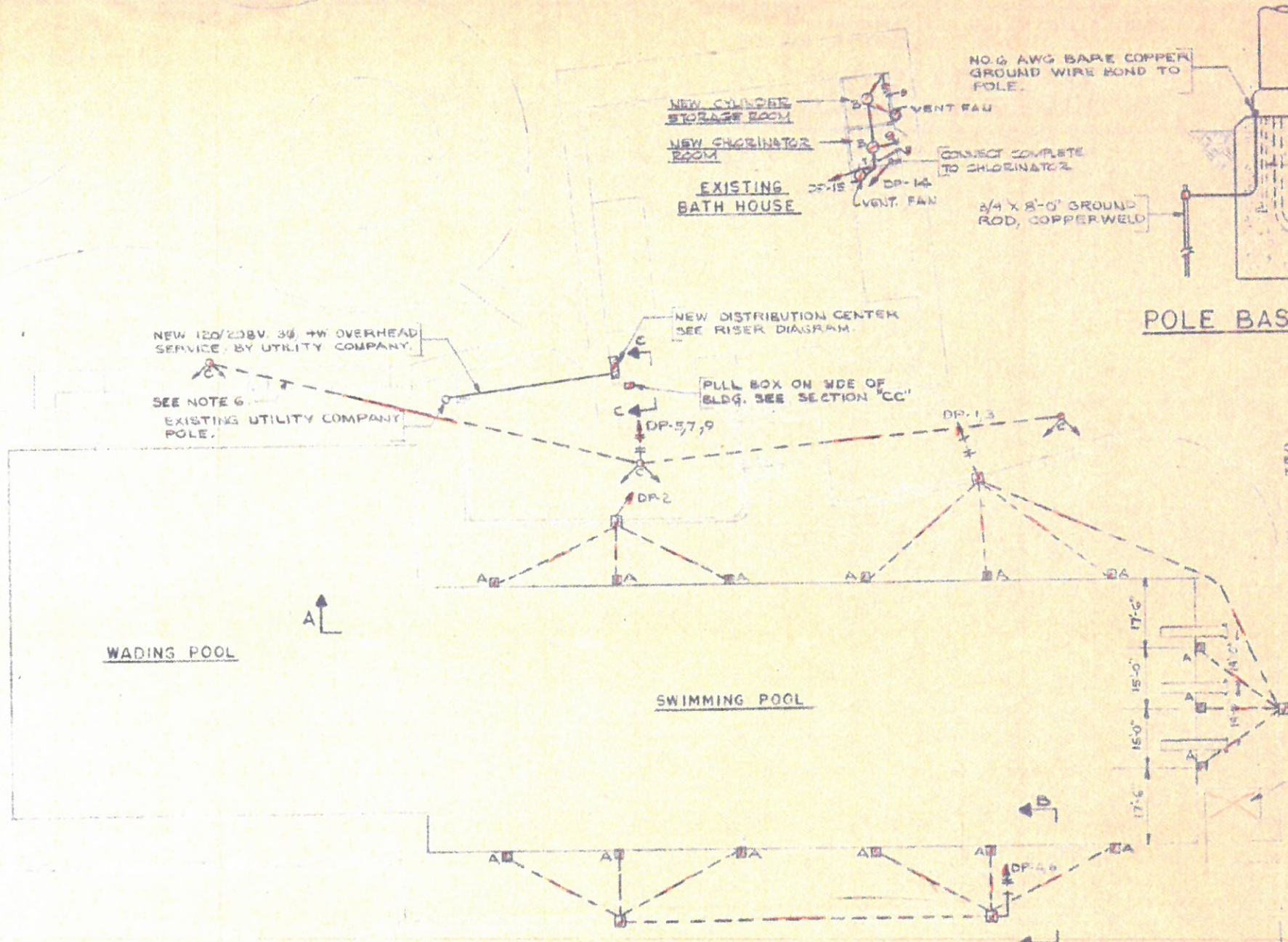

LIGHTING PLAN-SWIMMING POOL
SCALE: 1"=20'-0"

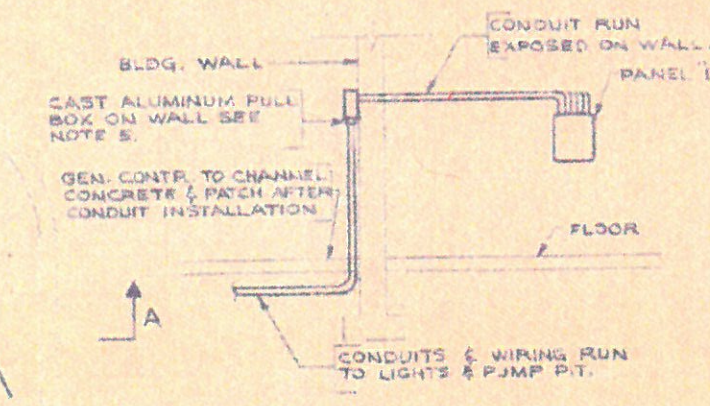

SECTION "CC"

SYMBOLS:

- ▣A INCANDESCENT FIXTURE "A" INDICATES TYPE, SEE FIXTURE SCHEDULE.
- Ⓑ INCANDESCENT FIXTURE "B" INDICATES TYPE, SEE FIXTURE SCHEDULE.
- FLOODLIGHT UNIT
- CONDUIT RUN BELOW GRADE, OR CONCEALED IN SLAB.
- CONDUIT RUN EXPOSED IN PIT OR BATHHOUSE.
- HOMERUN, DIAGONAL LINES INDICATE NUMBER OF WIRES, NO LINES INDICATES 1/2" 2 NO.12 UNLESS OTHERWISE NOTED.
- MOTOR, INSERT DENOTES H.P.
- DISCONNECT SWITCH SIZE & TYPE AS INDICATED.
- Swp SINGLE POLE SWITCH, WP INDICATES WEATHERPROOF MARINE TYPE.
- CONTACTOR, MECHANICALLY HELD, RATING AS SHOWN.
- TIMECLOCK, ASTRONOMICAL DIAL, SPDT, TORK OR EQUAL.
- PUMP MOTOR CONTROL STARTERS FURNISHED BY OTHERS, INSTALLED & WIRED BY ELECTRICAL CONTRACTOR.
- WALL RECESSED JUNCTION BOX. STONCO WB 300 CAST BRONZE

LIGHTING FIXTURE SCHEDULE

NO	MANUF.	CATALOG NO.	LAMP	MOUNTING
A	STONCO	WB 534	300 W. PAR 56	SWIMMING POOL SEE DETAILS THIS DRAWING
B	STONCO	VCXL-110G	100W. I.F.	PUMP PIT CEILING
C	SEE NOTE 1	———	———	———

NOTES

1. EACH FLOODLIGHT UNIT TYPE "C" SHALL CONSIST OF THE FOLLOWING:
   A.) STONCO NO. ALZ8-1DR, 23'-0" ALUMINUM POLE COMPLETE WITH HAND HOLE COVER & 4-ANCHOR BOLTS.
   B.) STONCO NO. ALZ12-MV ALUMINUM POLE TOP BRACKET WITH BALLAST ADAPTER
   C.) STONCO NO RHPF-402CA, 208VOLT, 2-LAMP 400W MERCURY VAPOR BALLAST
   D.) 2-STONCO NO P9202-4 MERCURY VAPOR FLOODLIGHT WITH 400W. H33-LGL/DX LAMPS IN EACH.
2. METERING EQUIPMENT FURNISHED & INSTALLED BY THE ELECTRICAL CONTRACTOR IN ACCORDANCE WITH UTILITY CO. REQUIREMENTS.
3. NEW PANEL "DP" SHALL BE DESIGNED FOR 120/208V. 3Ø, 4WIRE SERVICE & SHALL BE SPLIT BUS WITH 12-1P-20A CIRCUIT BREAKERS ON 1ST SECTION CONTROLLED BY A CONTACTOR & TIME CLOCK, THE 2ND SECTION SHALL BE CONSTANT BUS CONSISTING OF 6-1P-20A., 1-3P-50A., 2-3P-20A. & 1-2P-60A. CIRCUIT BREAKERS TO FEED EXISTING SINGLE PHASE LIGHTING PANEL.
4. NEW 1"-3NO.6 FROM 2P-60A CIRCUIT BREAKER IN NEW PANEL "DP" CONNECT TO EXISTING 120/240V. 1Ø LIGHTING PANEL.
5. FURNISH & INSTALL ON EXTERIOR BLDG. WALL A WATER TIGHT CAST ALUMINUM PULL BOX OF SUFFICIENT SIZE TO ACCOMMODATE ALL BRANCH CIRCUIT WIRING ENTERING THE BUILDING.
6. WHERE NEW CONDUIT & WIRE IS TO BE INSTALLED BELOW EXISTING CONCRETE WALKS, THE ELECTRICAL CONTRACTOR SHALL NOTIFY THE GENERAL CONTRACTOR SO THAT ALL CHANNELLING MAY BE PERFORMED BY HIM AT ONE TIME, PATCHING AFTER INSTALLATION OF CONDUIT WILL BE BY GENERAL CONTRACTOR.

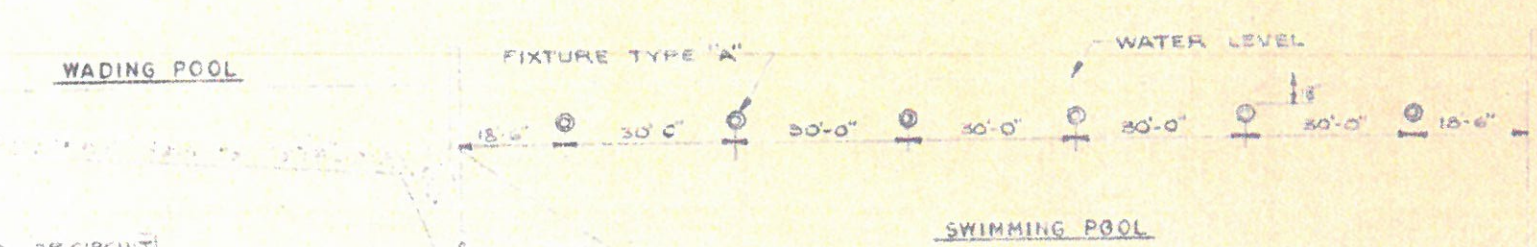

SECTION "A-A"
SCALE: HOR.=1"=20'-0" VERT.=1"=4'-0"

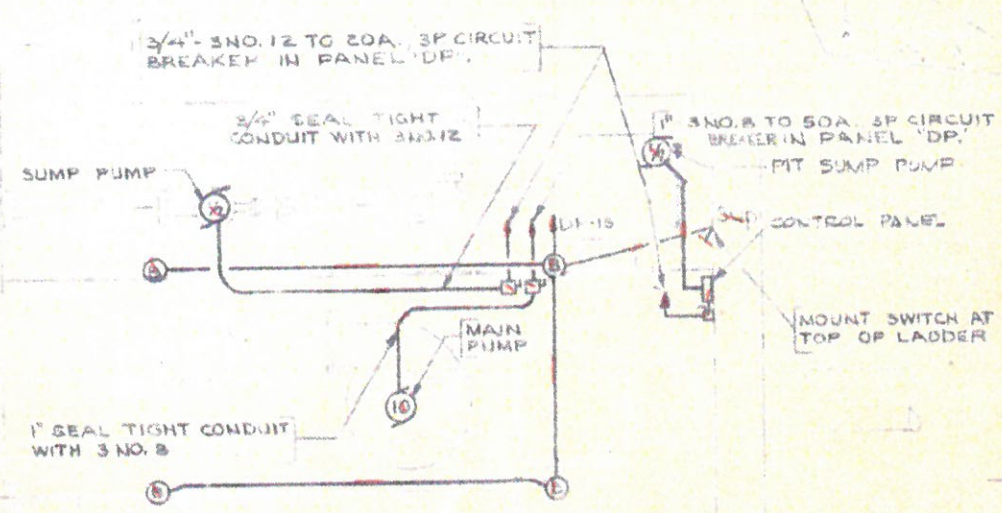

PUMP CHAMBER PLAN
SCALE: 1/2"=1'-0"

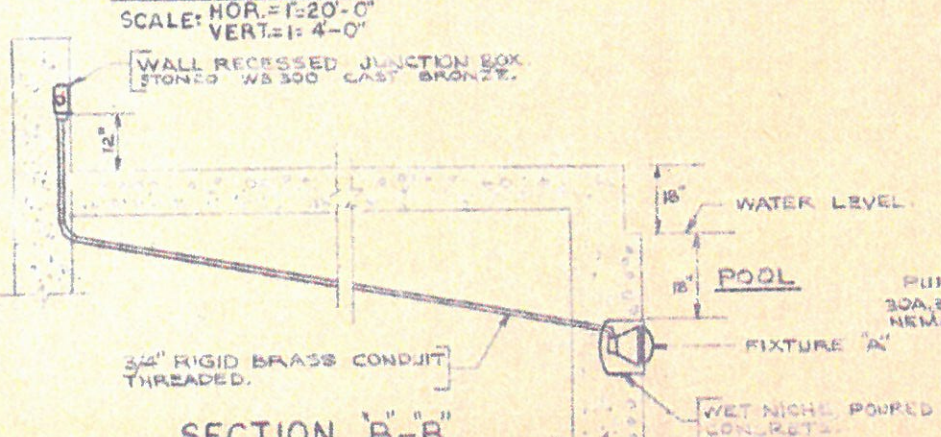

SECTION "B-B"
SCALE: 1/2"=1'-0"

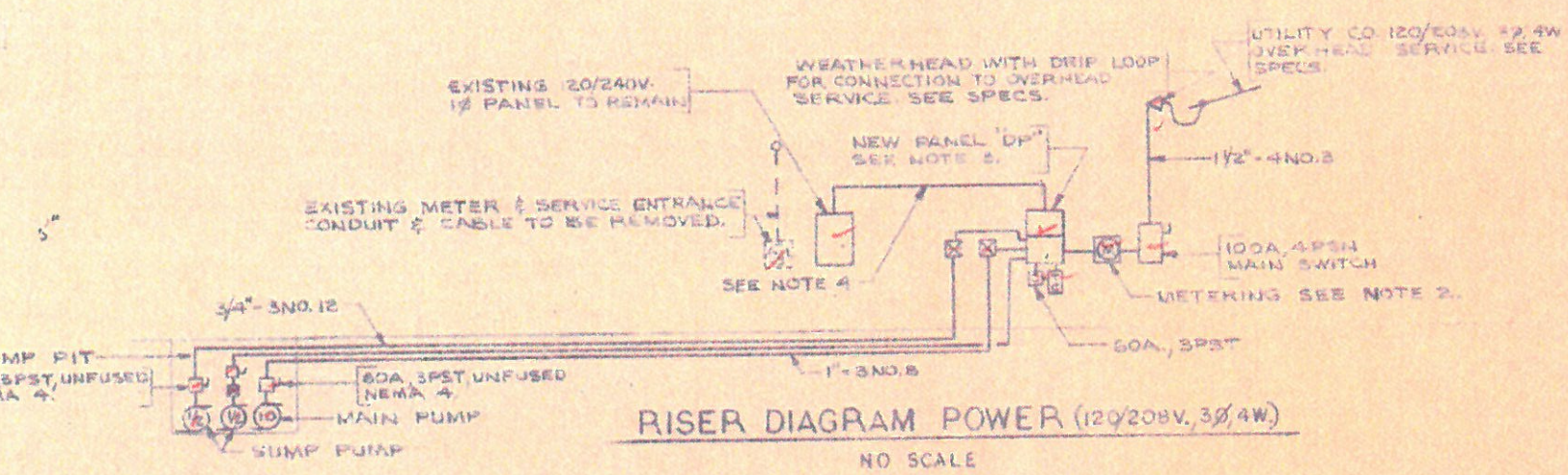

RISER DIAGRAM POWER (120/208V., 3Ø, 4W)
NO SCALE

ROBERT CHARLES ASSOCIATES INC. ARCHITECTS AND ENGINEERS 35 SARATOGA STREET EAST BOSTON, MASSACHUSETTS 02128	ELECTRICAL PLAN SWIMMING POOL	Designed L.P. Drawn G.M. Checked Approved Scale AS NOTED Date	FOREST RIVER PARK SALEM, MASS.	DRAWING NO. E-1

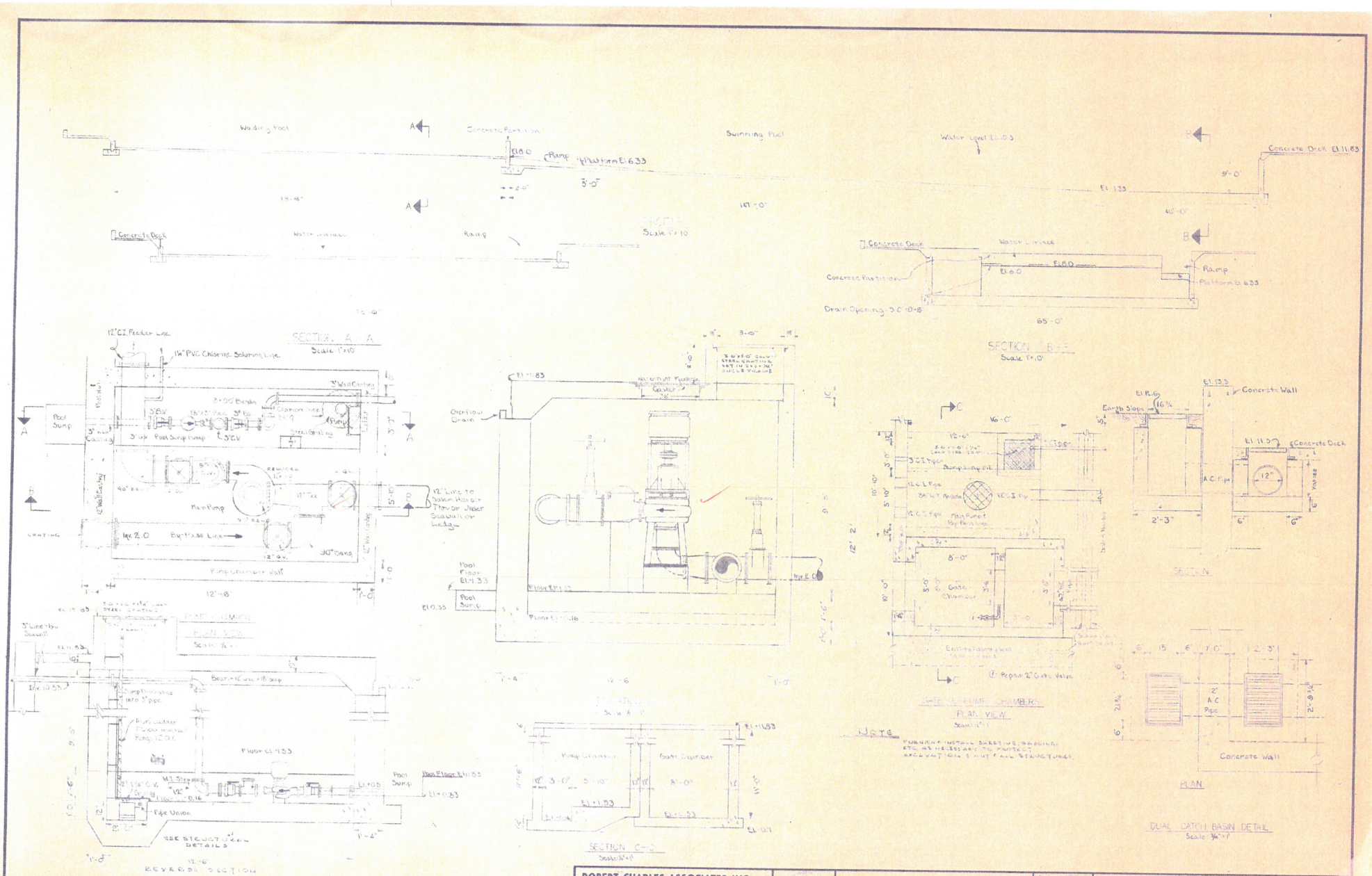
Wading Pool
Swimming Pool
Water Level El. 6.33
Concrete Deck El. 11.83
Concrete Deck
Ramp
Platform El. 6.33
Concrete Partition
Drain Opening
SECTION A-A
Scale 1"=10'
SECTION B-B
Scale 1"=10'
12" CI Feeder Line
1½" PVC Chlorine Solution Line
Pool Sump
Pump Chamber Wall
Pump Chamber
Overflow Drain
Pool Floor El. 11.33
Pool Sump
Concrete Wall
Earth Slope
Gate Chamber
Repair 2" Gate Valve
PLAN VIEW
SECTION
PLAN
NOTE
DUAL CATCH BASIN DETAIL
SECTION C-C
ELEVATION A-A
ROBERT CHARLES ASSOCIATES INC.
ARCHITECTS AND ENGINEERS
35 SARATOGA STREET
EAST BOSTON, MASSACHUSETTS 02128
POOL PROFILE & PUMP CHAMBER
Designed
Drawn
Checked
Approved
Scale
Date
FOREST RIVER PARK
SALEM, MASS.
DRAWING NO.
3